



THERMATEX® Wall Absorbers

THERMATEX® Line Modern: Ready-to-install wall panel

THERMATEX® Line style: Wall panel with frame

HERADESIGN® Wall absorber: Ready-to-install wall panel



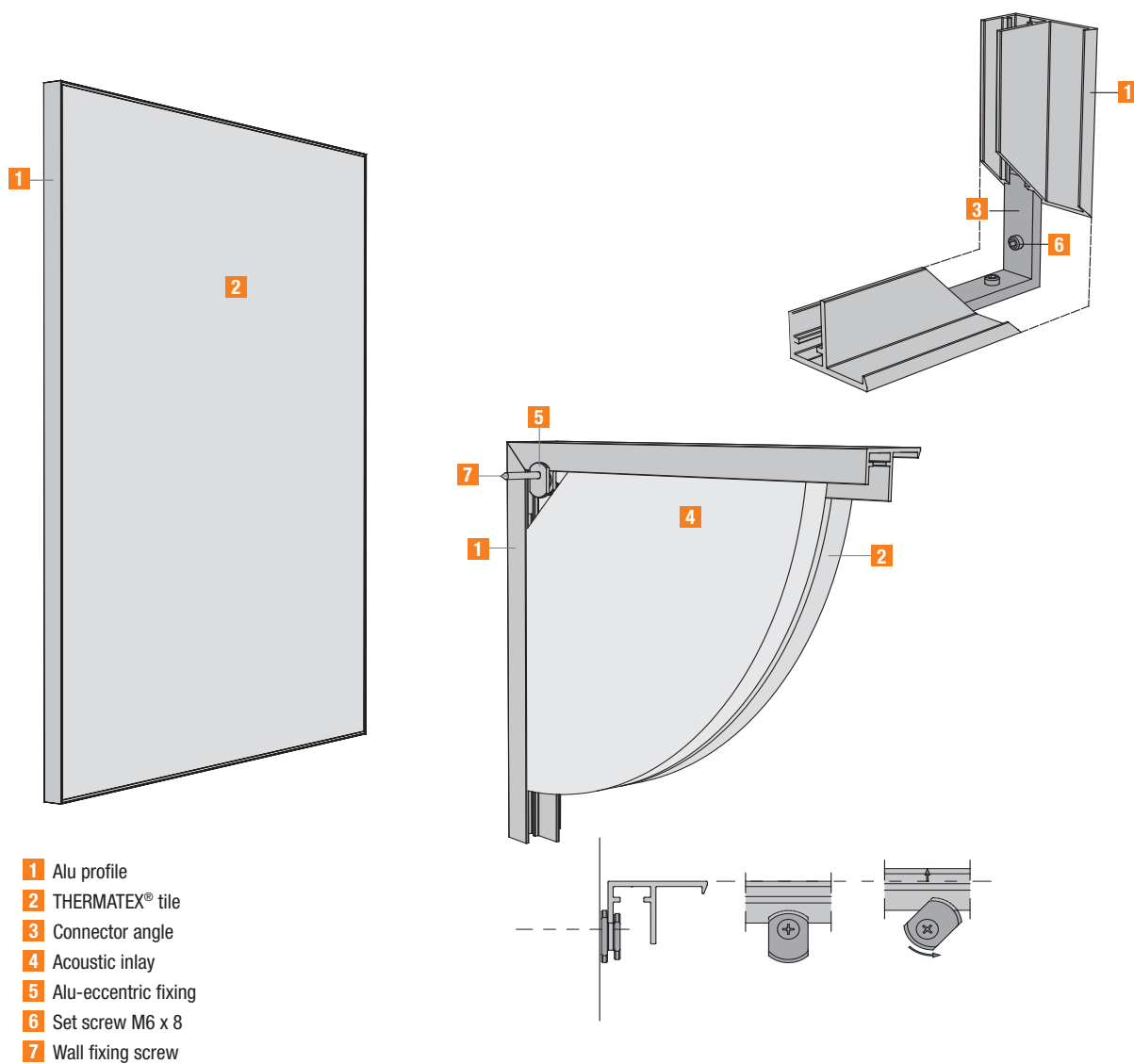
Product Range

Product	Thickness [mm]	Weight [kg]		Module [mm]
		m²	Pcs.	
Product programme THERMATEX®	43	Wall absorber THERMATEX® Line Modern classic (white)	5	1200 x 600
			9	1200 x 1200
			16	1800 x 1200
			25	2400 x 1200
		Wall absorber THERMATEX® Line Modern colour	5	1200 x 600
			9	1200 x 1200
			16	1800 x 1200
			25	2400 x 1200
		Wall absorber THERMATEX® Line Modern exclusive (printed motif)	5	1200 x 600
			9	1200 x 1200
			16	1800 x 1200
			25	2400 x 1200
	26	Wall absorber AMF Line style ES classic (white) or exclusive (printed motif)	5	1200 x 1200
			5	1800 x 1200
			5	2400 x 1200
			5	2400 x 2400
	49	Wall absorber AMF Line style DS classic (white) or exclusive (printed motif)	6	600 x 1200
			6	1200 x 1200
			6	1800 x 1200
			6	2400 x 1200
			6	2400 x 2400
			6	4000 x 3000
	20	Wall absorber AMF Line style ES light	3	600 x 600
			4	1200 x 600
HERADESIGN® Wall absorber	100		18.3	1200 x 600

Other formats on request

THERMATEx® Line Modern - Ready-to-install wall panel


Installation guidelines and advice



THERMATEx® Line Modern is a wall absorber consisting of a mineral tile with an aluminium frame. The wall panel is delivered in one piece, ready to install and can be installed quickly and simply using eccentric fixings and the installation key provided.

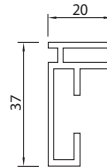
THERMATEX® Line style - Wall panel with frame

Installation guidelines and advice

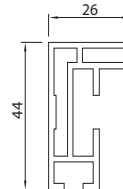


- 1 Alu profile
- 2 Fabric cover
- 3 Corner angle
- 4 Fabric edge

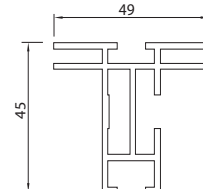
Basic light



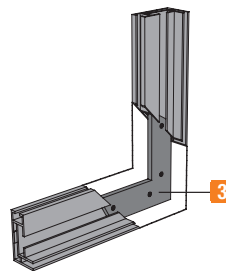
Basic ES



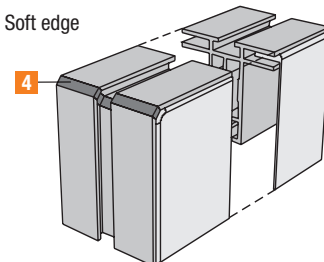
Basic DS



Corner connector



Soft edge



Soft edge only available for:
Basic ES and Basic DS

The customisable, printable fabric cover with an elegant aluminium frame – that is AMF Line Style. The alu-frame is fitted with an all-round groove in which the printed fabric is held using beading. This means the fabric cover can easily be removed and replaced with a new motif – quick, simple and no need for special tools!

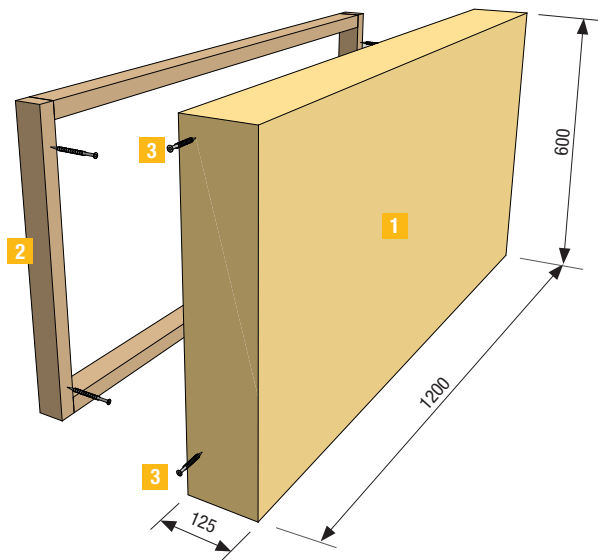
The profile is delivered with an integrated corner connection system.

- Basic light: Light-weight profile for single sided covers in small sizes
- Basic ES: Profile for all sizes with single sided covers
- Basic DS: Profile for wall panels with double sided covers and for highly absorbing acoustic inlays

Other frame sizes and colours on request.

HERADESIGN® Wall absorber - Ready-to-install wall panel

Sizes and dimensions



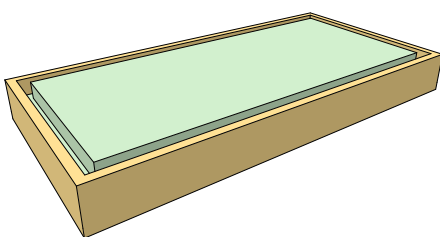
The HERADESIGN® wall absorber is an acoustic wall panel (1200/600/125 mm) consisting of magnesite bonded wood wool tiles and an adhered acoustic inlay (100 mm). The element is delivered in one piece, ready-to-install and can, together with the included wooden frame, be quickly installed on a stable, vertical surface.

- 1 HERADESIGN® absorber
- 2 Installation frame
- 3 Fixing screws
- 4 Adhered acoustic inlay




Product	Size L x W x H	Weight kg/ wall absorber
HERADESIGN® wall absorber surface superfine	1200 x 600 x 125 mm Tile thickness 25 mm	18,30

Delivery



1x wall element with acoustic inlay



1x installation frame

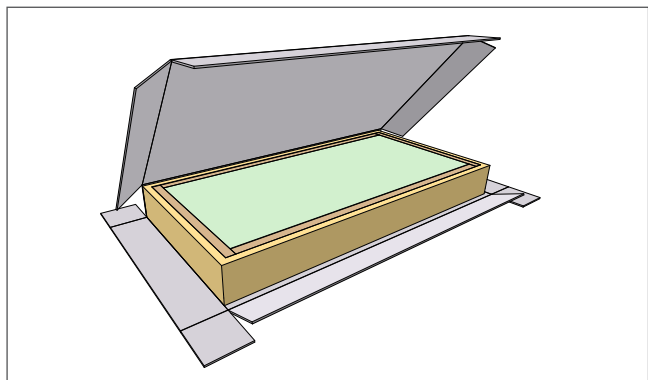


4x fixing screws

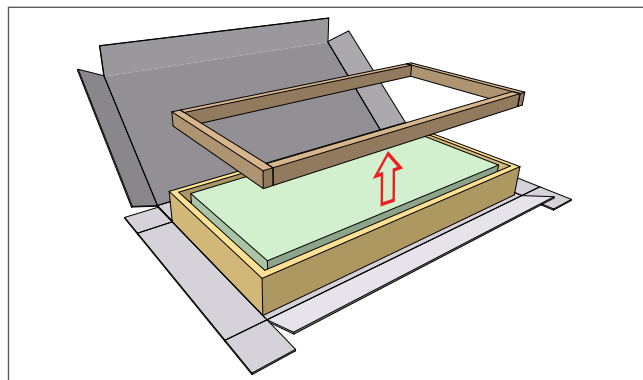
Properties

- The wall absorber is not suitable for use in indoor swimming pools or spas.
- Surface: The surface layer consists of biologically recommended, magnesite bonded wood wool acoustic tiles.
- Colour: The standard colours of Heradesign tiles are white, similar to RAL 9010 or beige, natural tone 13. Other colours (RAL, NCS, StoColor) available on request.

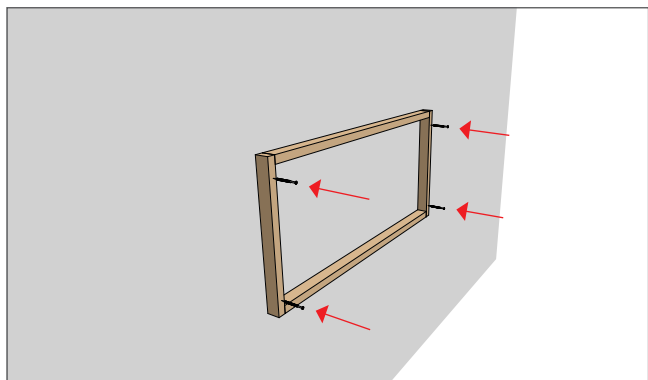
Installation guidelines and advice



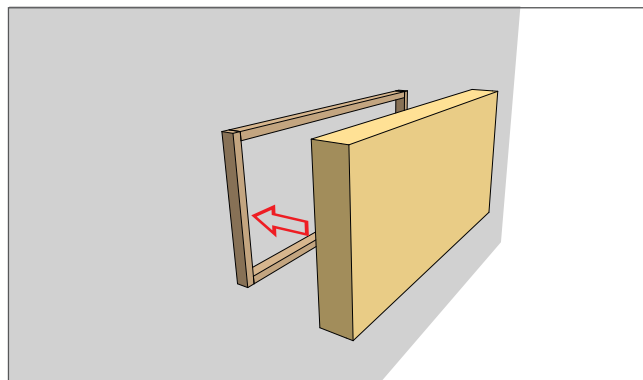
Carefully remove the element from the packaging.



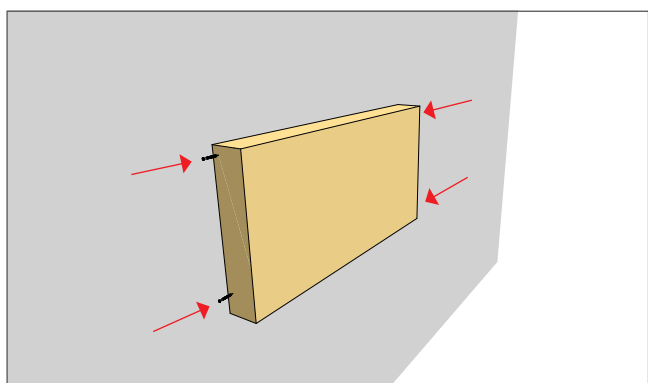
Carefully remove the installation frame.



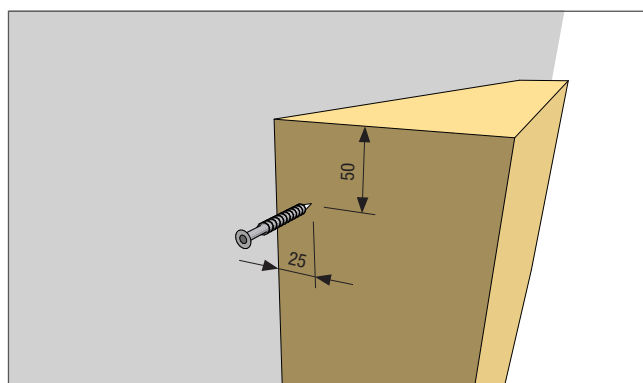
Fix the installation to the desired location with four suitable plugs and screws.



Carefully push the absorber element over the installation frame.



Fix on two opposite sides using two screws, included in the delivery.



Observe the screw centres!